



ಬೃಹತ್ ಬೆಂಗಳೂರು ಮಹಾನಗರ ಪಾಲಿಕೆ
Bruhat Bengaluru Mahanagara Palike



BBMP COVID-19 WAR ROOM 09.08.2021



ABSTRACT OF COVID-19 CASES IN BENGALURU

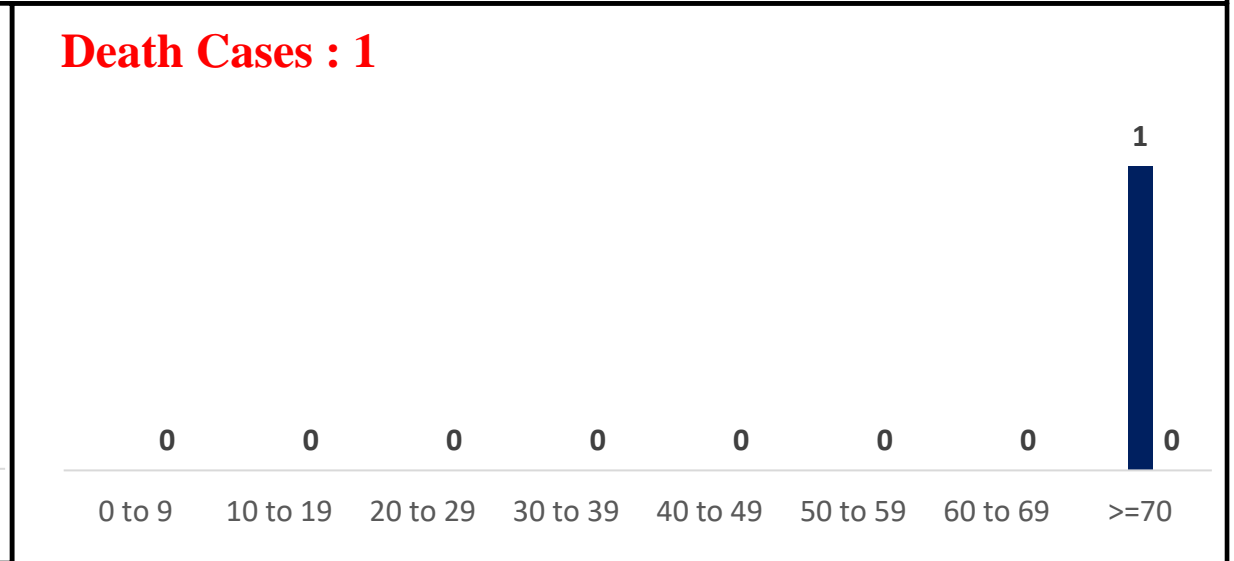
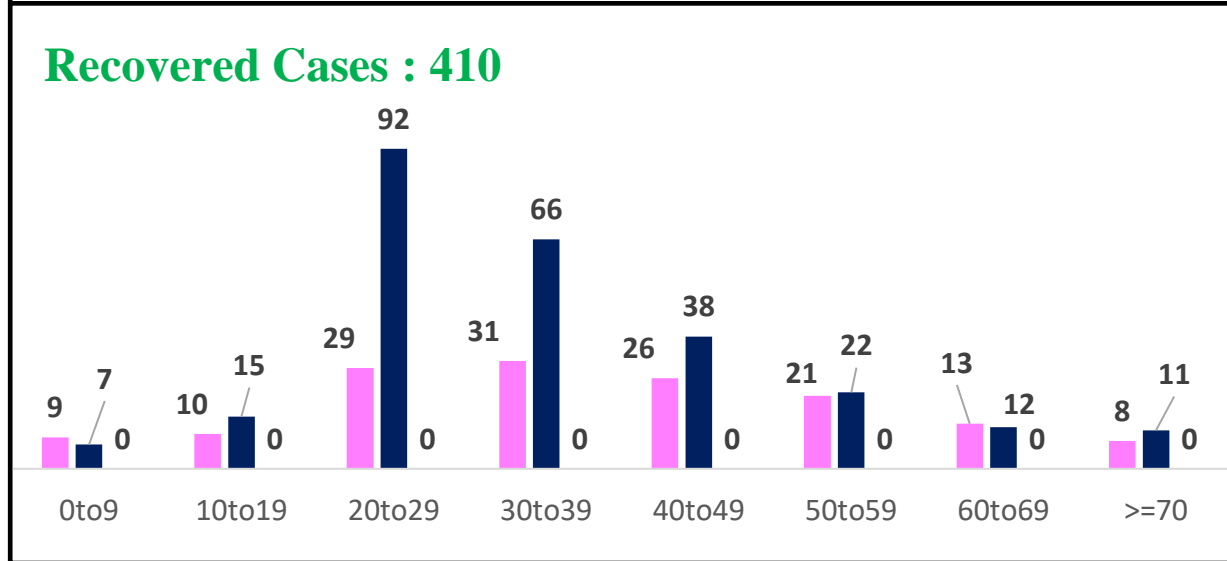
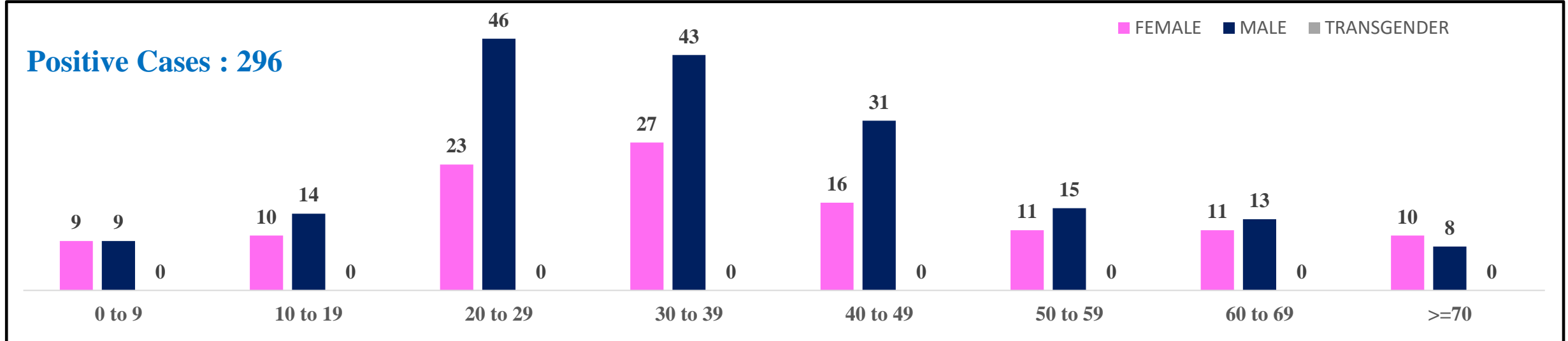


	MALE	FEMALE	TRANSGENDER	MALE	FEMALE	TRANSGENDER	TOTAL	
	Last 24 Hours	Last 24 Hours	Last 24 Hours	Cumulative	Cumulative	Cumulative	Last 24 Hours	Cumulative
Positive Cases	179	117	0	7,35,635	4,95,015	132	296	12,30,782
Recovered Cases	263	147	0	7,21,437	4,84,947	104	410	12,06,488
Death Cases	1	0	0	10,081	5,831	4	1*	15,916
Total Tests Done	In Last 24 hrs : 52,713			Cumulative : 1,72,00,236				
ACTIVE CASES					8,378			

* Covid deaths occurred beyond last 24 hrs, reported today : 01



LAST 24 HOURS AGE GROUP AND GENDER WISE DISTRIBUTION





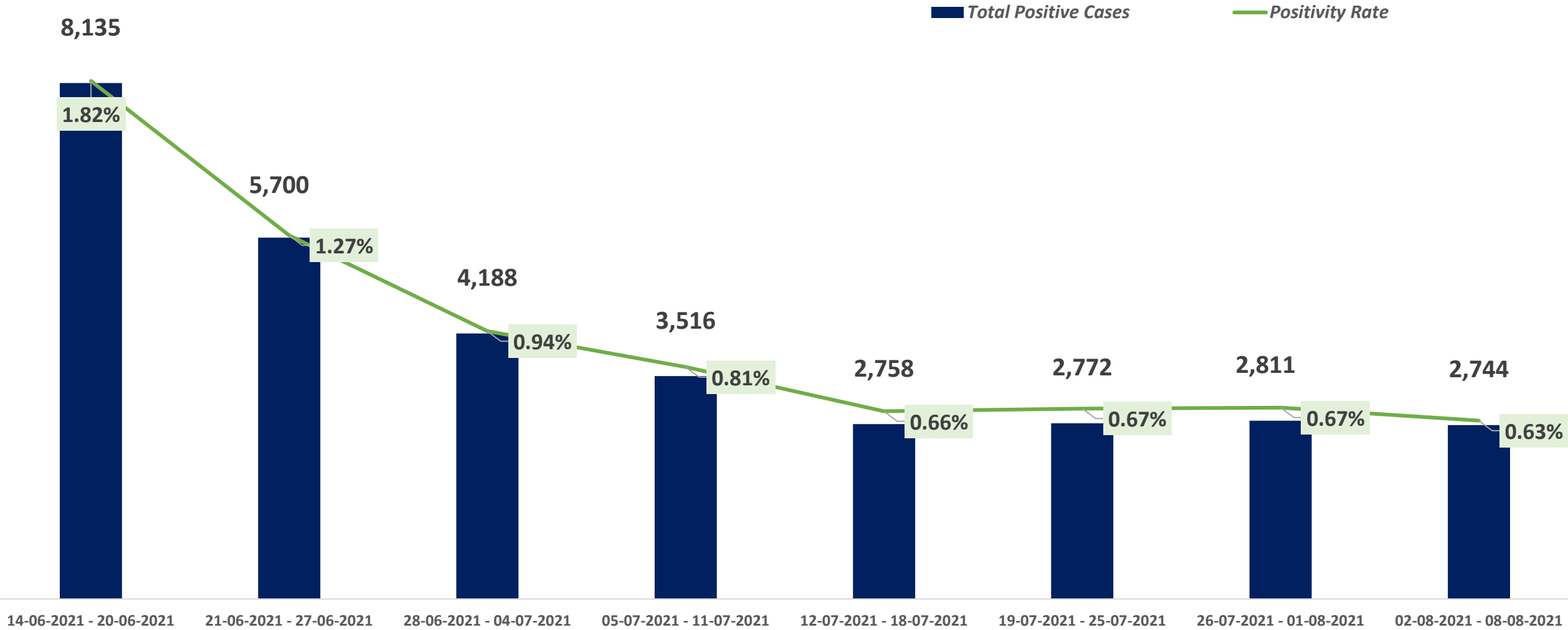
SNAPSHOT OF BENGALURU COVID-19 CASES IN LAST 8 WEEKS



	14/06/21 TO 20/06/21	21/06/21 TO 27/06/21	28/06/21 TO 04/07/21	05/07/21 TO 11/07/21	12/07/21 TO 18/07/21	19/07/21 TO 25/07/21	26/07/21 TO 01/08/21	02/08/21 TO 08/08/21
Total Positive Cases	8,135	5,700	4,188	3,516	2,758	2,772	2,811	2,744
Total Recovered Cases	22,713	13,456	51,147	5,856	4,877	5,366	2,273	3,006
Total Death Cases	154	126	76	70	57	33	50	30
Case Fatality Rate	1.89%	2.21%	1.81%	1.99%	2.07%	1.19%	1.78%	1.09%
Total Tests Conducted	4,48,208	4,47,351	4,46,248	4,32,561	4,19,191	4,15,309	4,19,084	4,38,986
Positivity Rate	1.82%	1.27%	0.94%	0.81%	0.66%	0.67%	0.67%	0.63%

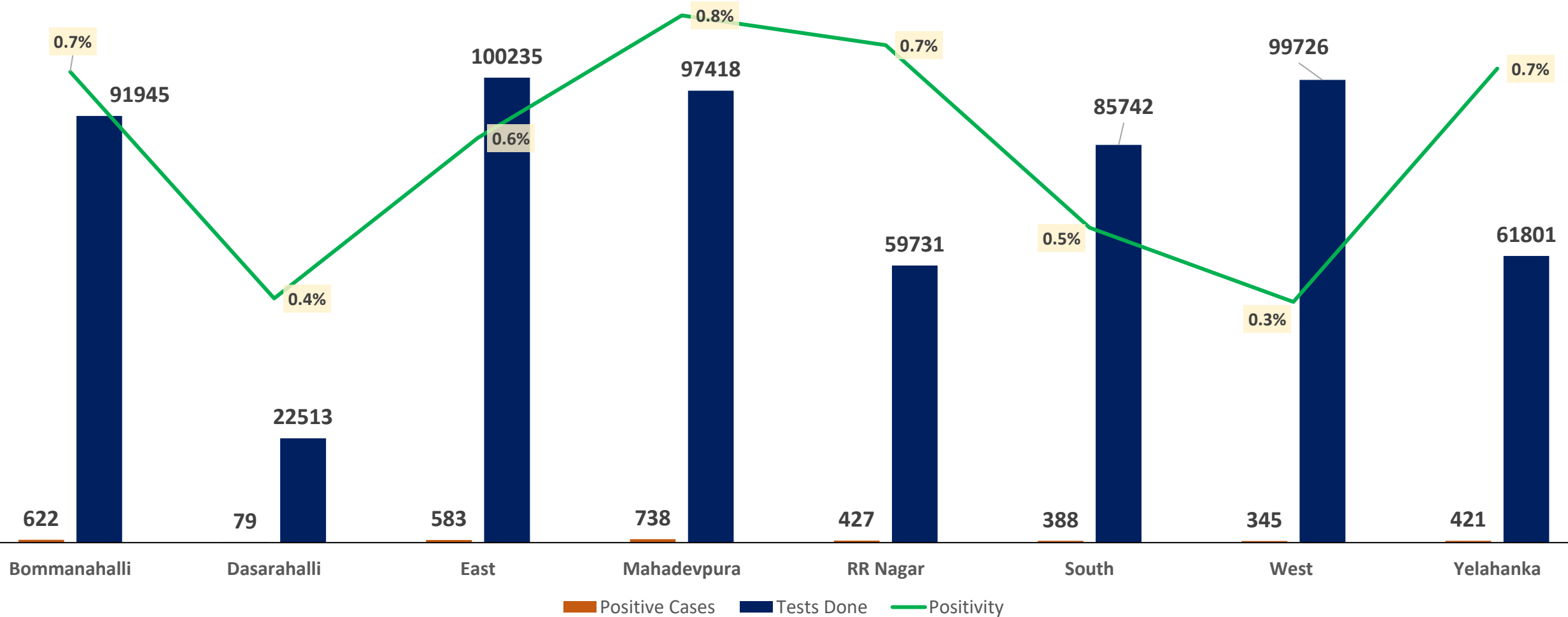


POSITIVITY AND MORTALITY RATE OF BENGALURU – LAST 8 WEEKS



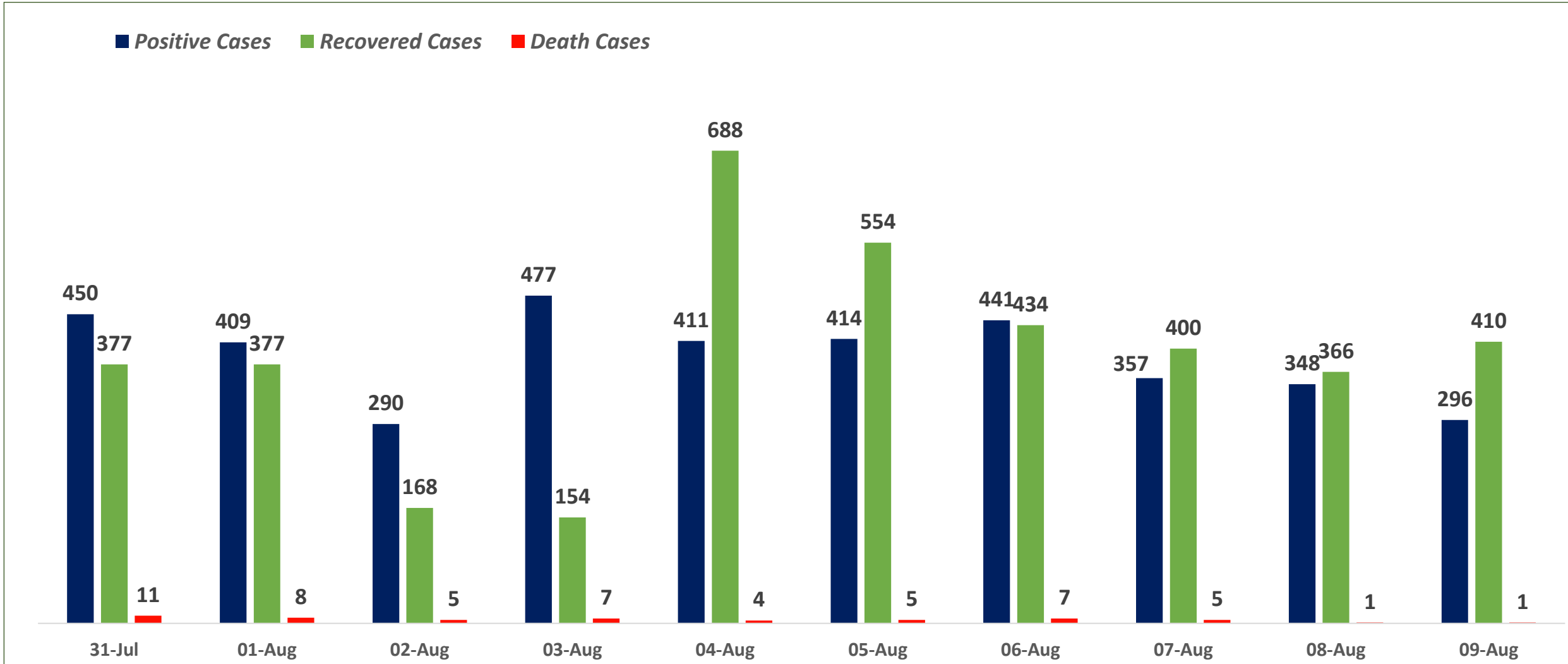


ZONE WISE POSITIVITY TREND IN LAST 10 DAYS





SNAPSHOT OF POSITIVE, RECOVERED AND DEATH CASES OVER LAST 10 DAYS ACROSS BBMP ZONES

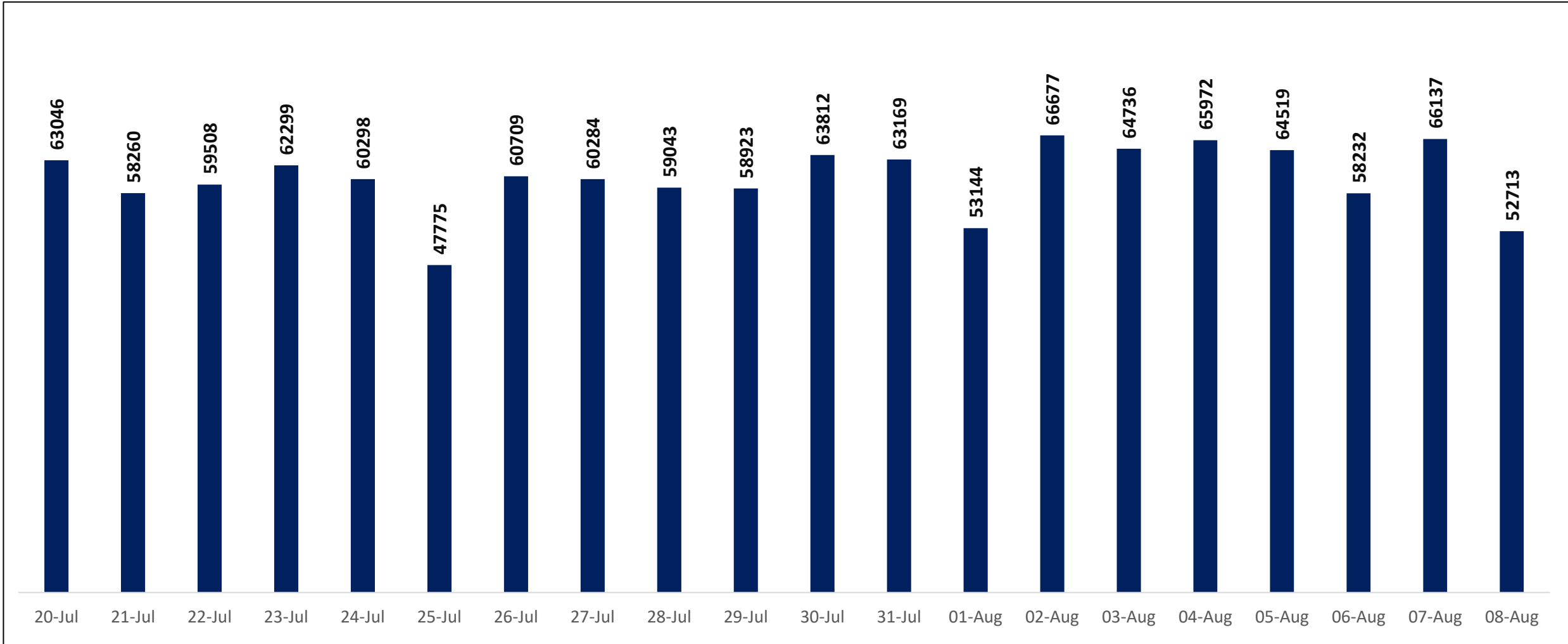




TESTING TRENDS IN BENGALURU

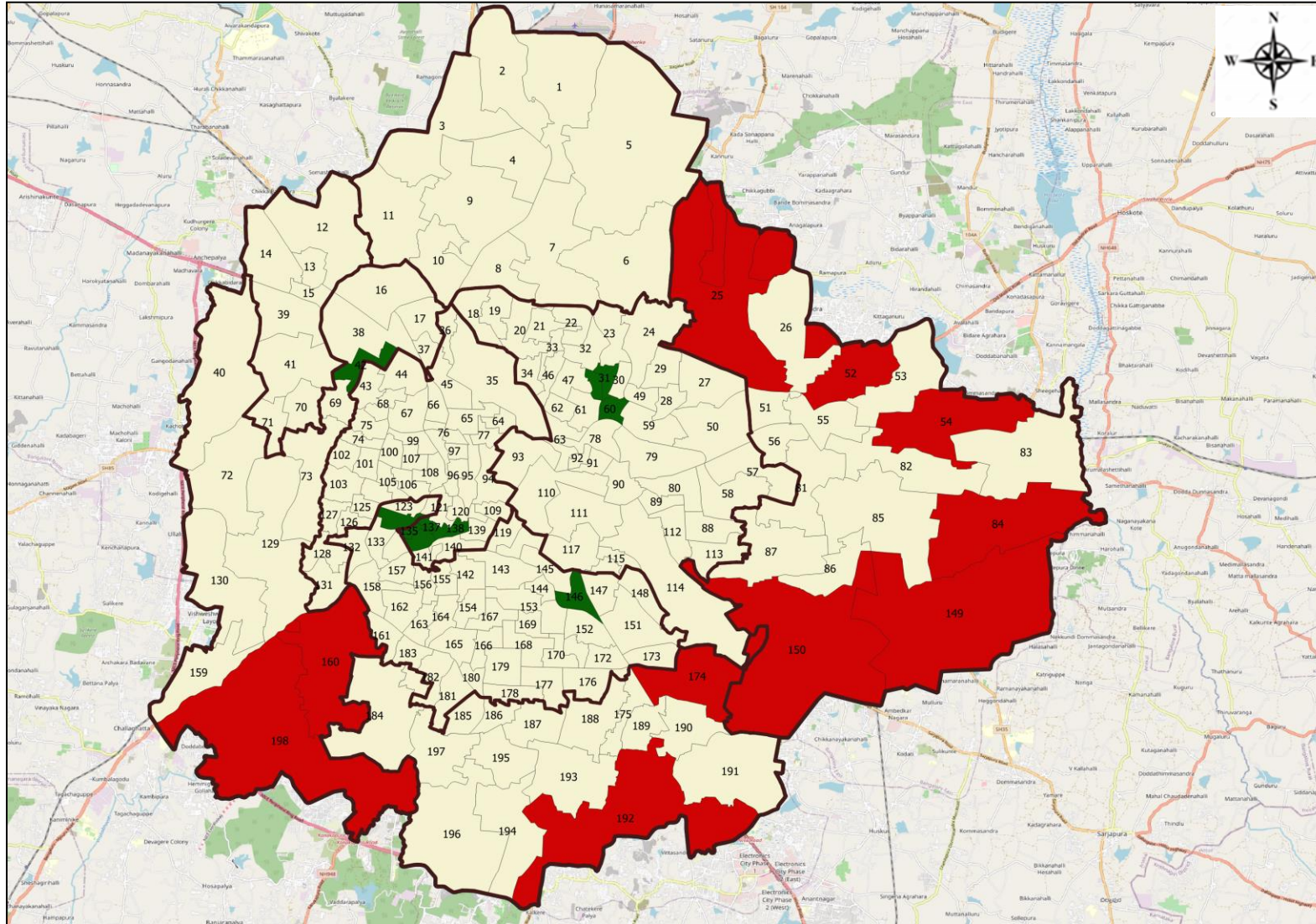


Total Test Conducted Till Date	Test Conducted Last 24 hours
1,72,00,236	52,713





BENGALURU URBAN MAP SHOWING TREND OF POSITIVE CASES IN LAST 10 DAYS



Top 10 wards reporting highest number of positive cases in last 10 days

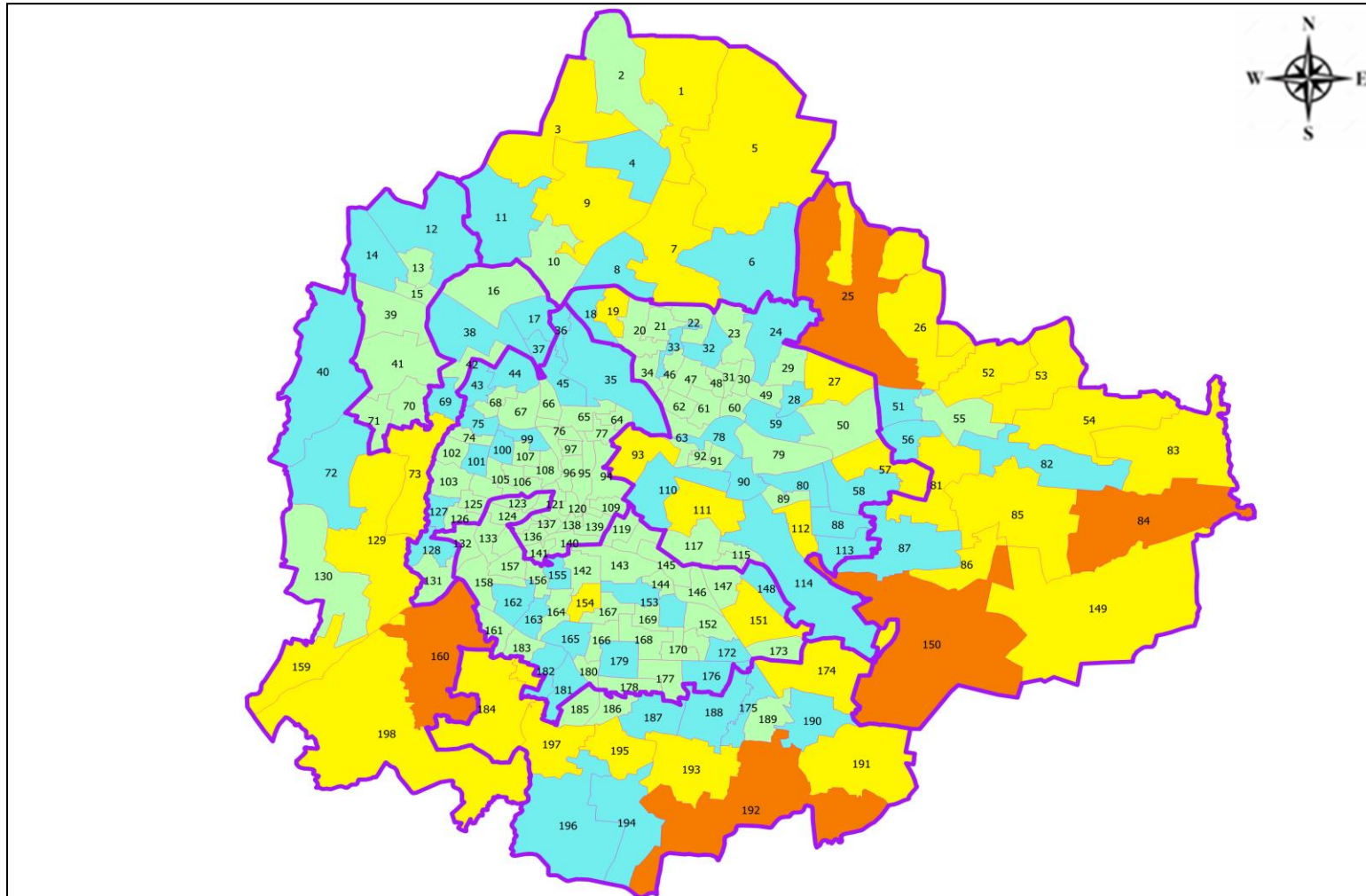
Ward No.	Ward Name	Daily Cases Average
192	BEGUR	8
84	HAGADUR	7
160	RAJARAJESHWARI NAGAR	7
150	BELLANDURU	7
25	HORAMAVU	5
52	K R PURA	5
149	VARTHURU	5
198	HEMMIGEPURA	5
54	HUDI	5
174	HSR LAYOUT	5







Top 10 wards reporting least number of positive cases in last 10 days

Ward No.	Ward Name	Daily Cases Average
135	PADARAYANAPURA	0
138	CHALAVADIPALYA	0
31	KUSHAL NAGAR	0
42	LAKSHMI DEVI NAGAR	0
48	MUNESHWARA NAGAR	0
60	SAGAYARAPURA	0
124	HOSAHALLI	0
136	JAGAJIVANRAM NAGAR	0
137	RAYAPURA	0
146	LAKKASANDRA	0



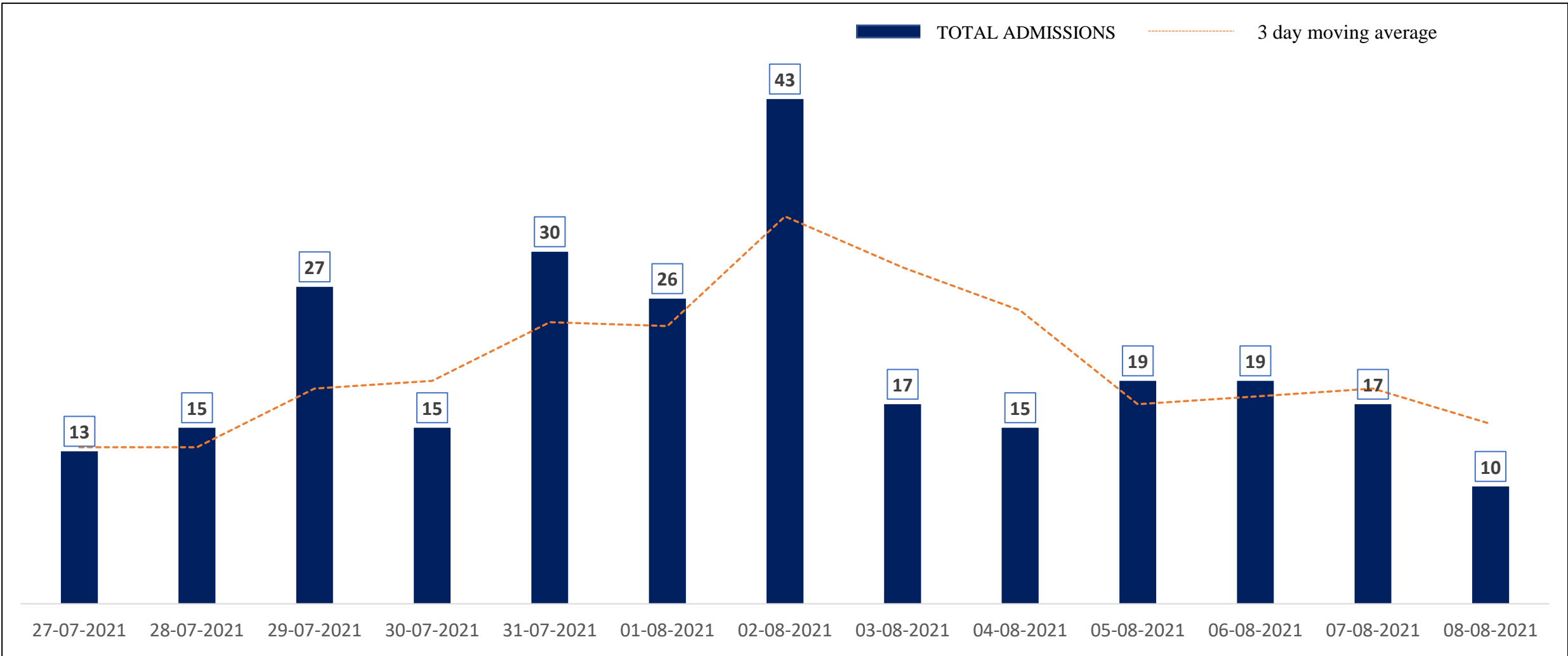
BENGALURU MAP SHOWING INTENSITY OF POSITIVE CASES IN LAST 10 DAYS



-  **Level 1 : 0 to 10 Cases**
-  **Level 2 : 10 to 25 Cases**
-  **Level 3 : 25 to 50 Cases**
-  **Level 4 : 50 to 100 Cases**
-  **Level 5 : Above 100 Cases**
-  **Zone Boundaries**



HOSPITAL ADMISSIONS LAST 15 DAYS TREND



* Only Government Quota Admissions through CHBMS considered

* Only Fresh Admissions considered



COVID BED STATUS AS ON 09.08.2021



SR. NO.	Facility Type	No. of Hospital	Total Allocated Beds for C+ Patients					Occupied Beds for C+ Patients					Net Available Beds for C+ Patients				
			Gen Beds	HDU	ICU Beds	ICU-V	Total	Gen Beds	HDU	ICU Beds	ICU-V	Total	Gen Beds	HDU	ICU Beds	ICU-V	Total
1	Government Medical Colleges	4	20	621	53	76	770	0	18	5	3	26	20	603	48	73	744
2	Government Hospitals	16	649	210	65	127	1,051	72	56	5	15	148	577	154	60	112	903
Total Beds		20	669	831	118	203	1,821	72	74	10	18	174	597	757	108	185	1,647

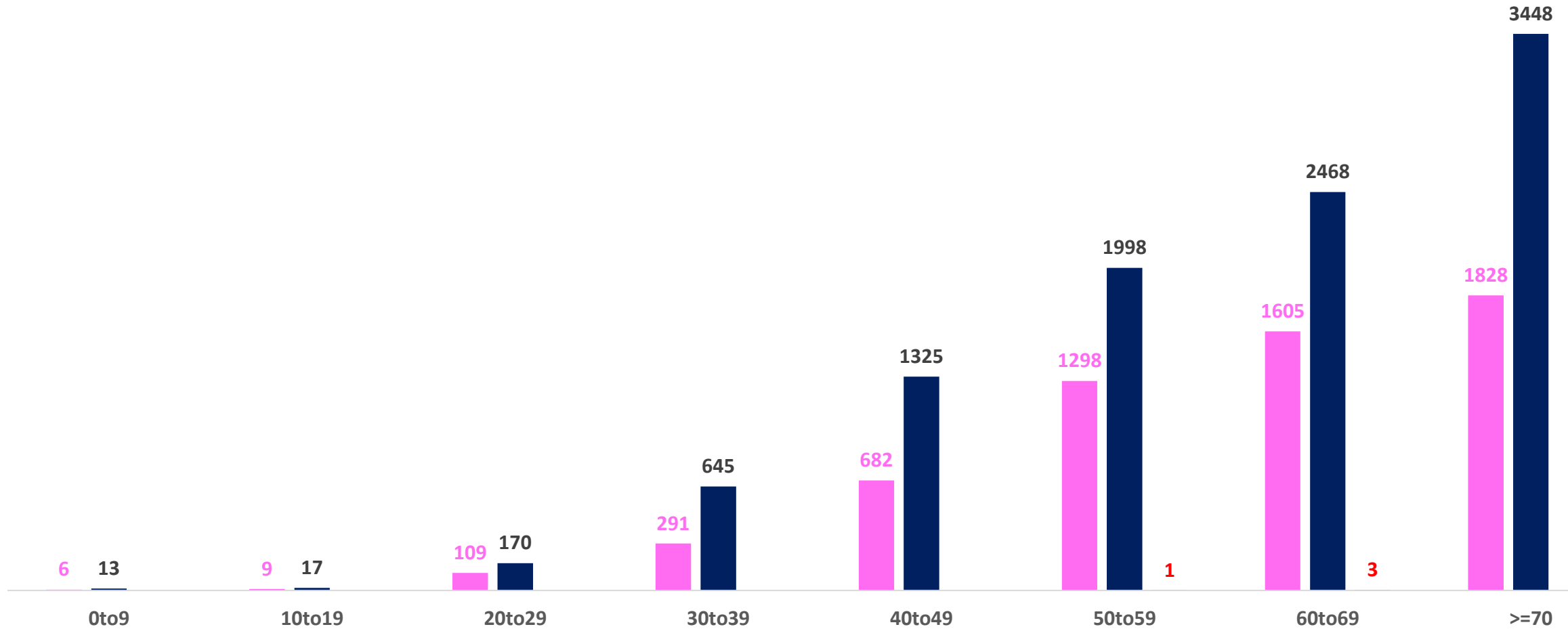


AGE AND GENDER WISE DISTRIBUTION OF DEATH CASES



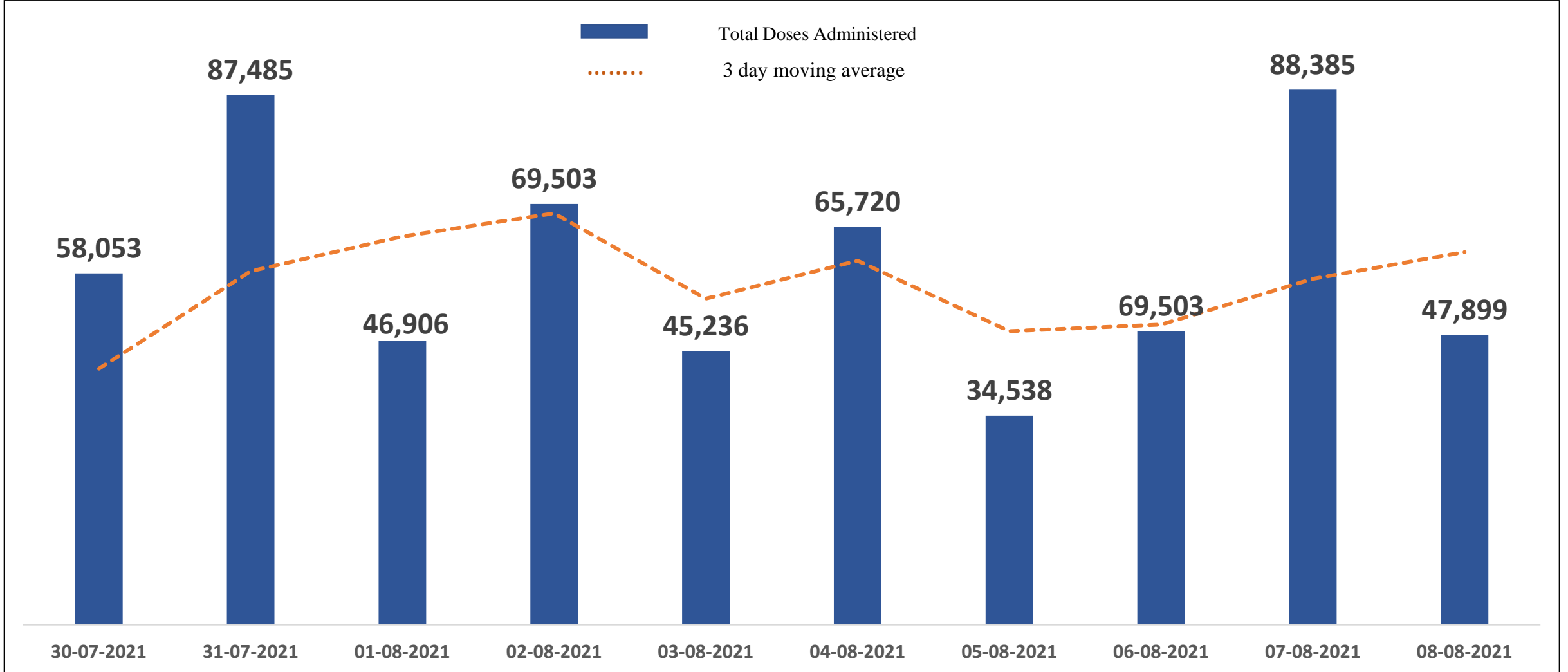
Death Cases: 15,916

Female Male Transgender





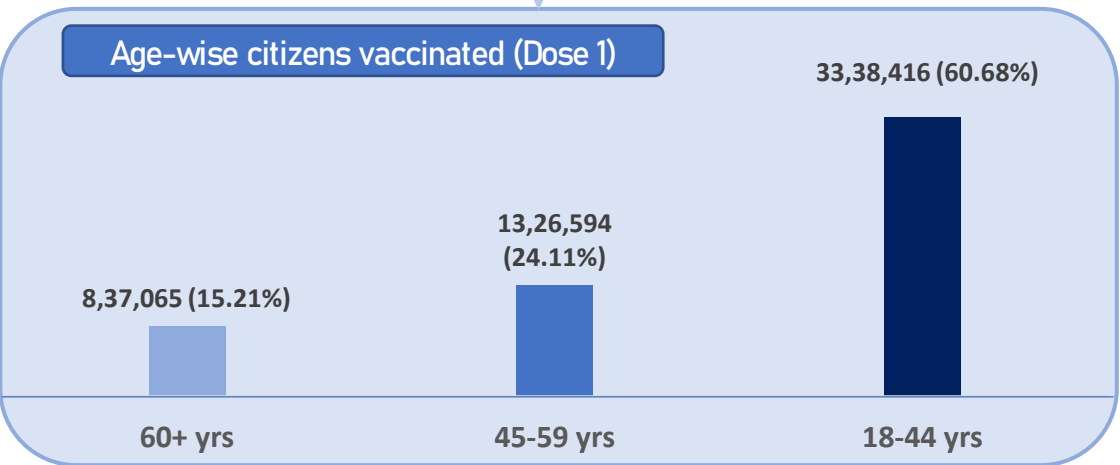
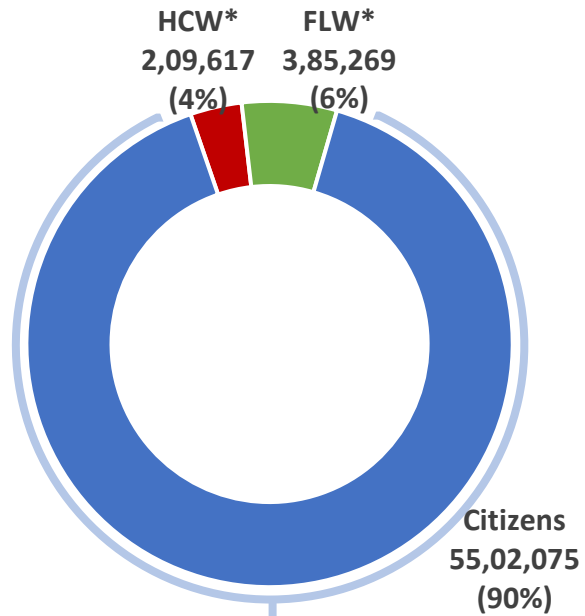
TOTAL VACCINE DOSES ADMINISTERED IN LAST 10 DAYS



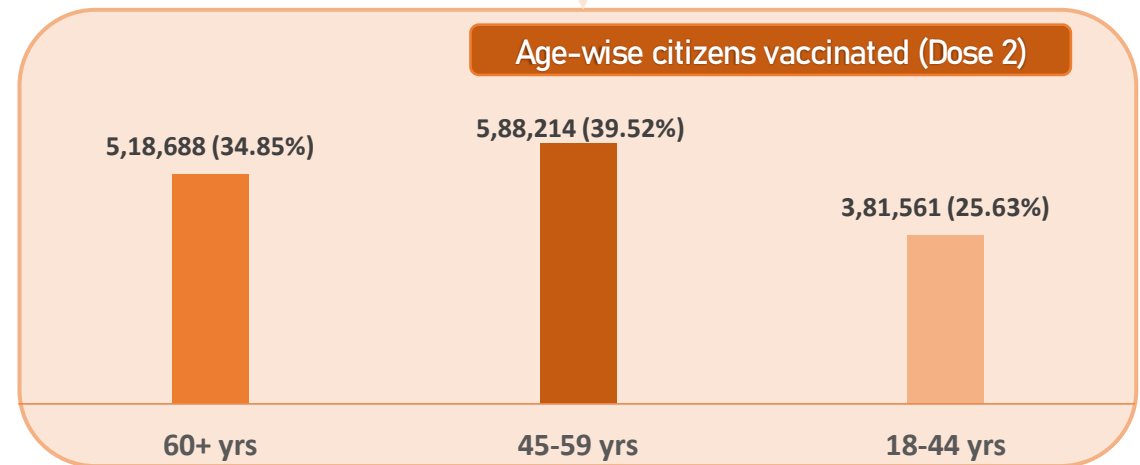
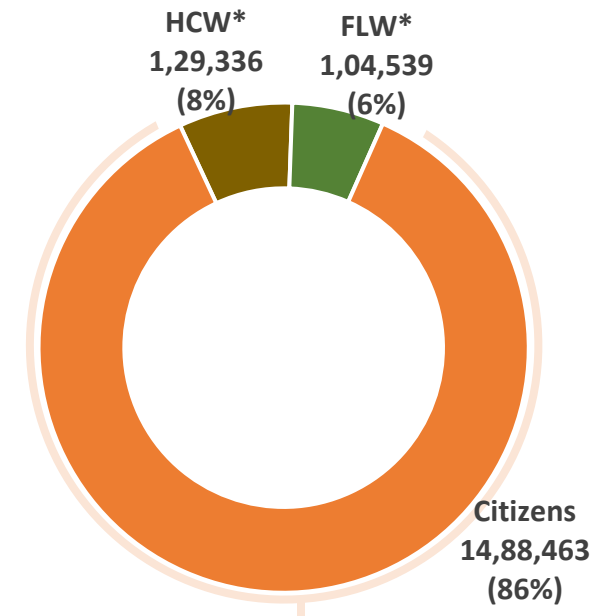


CATEGORY WISE CUMULATIVE VACCINATION IN BBMP

Dose 1



Dose 2



*HCW : Health Care Workers

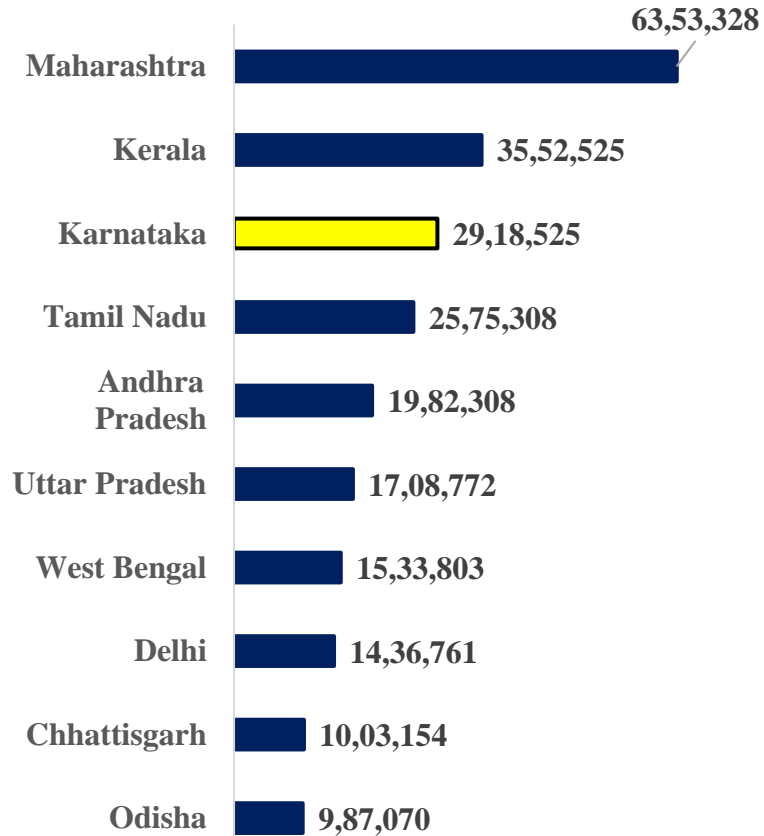
*FLW : Front Line Workers



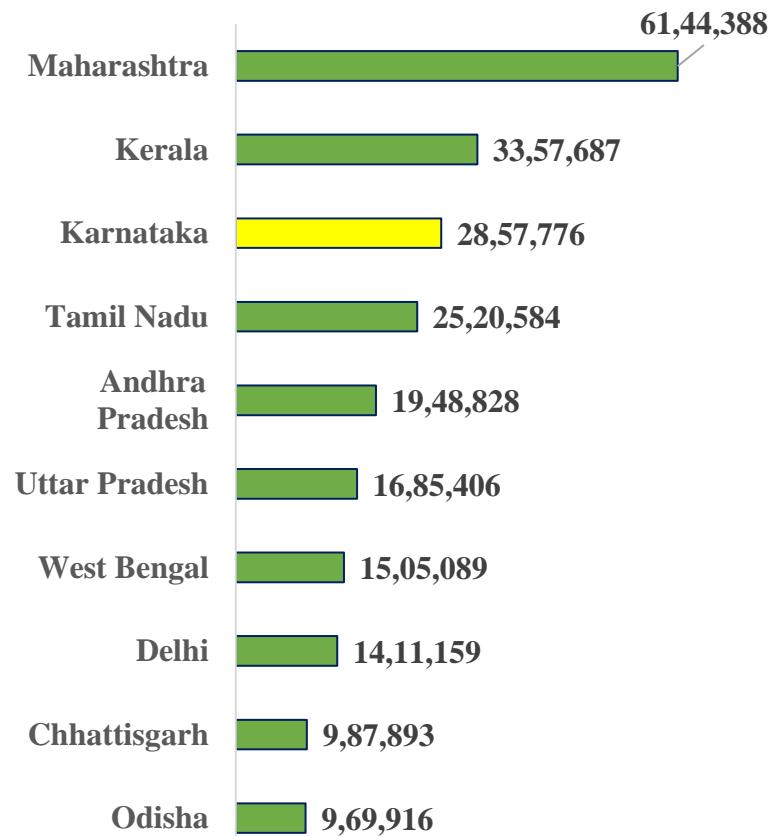
TOP 10 COVID19 AFFECTED INDIAN STATES



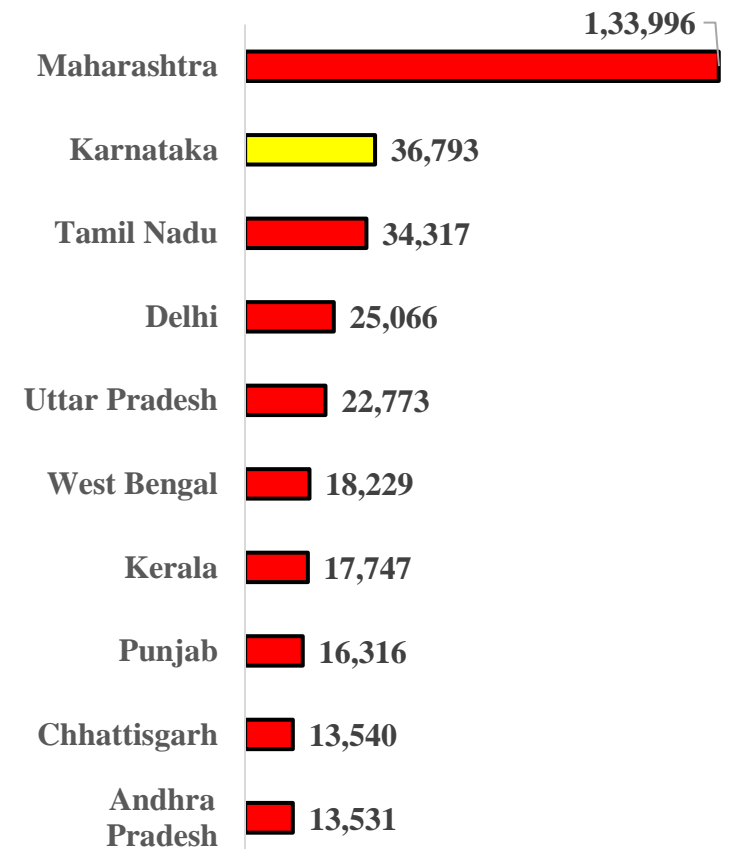
Total Positive Cases



Total Recovered Cases



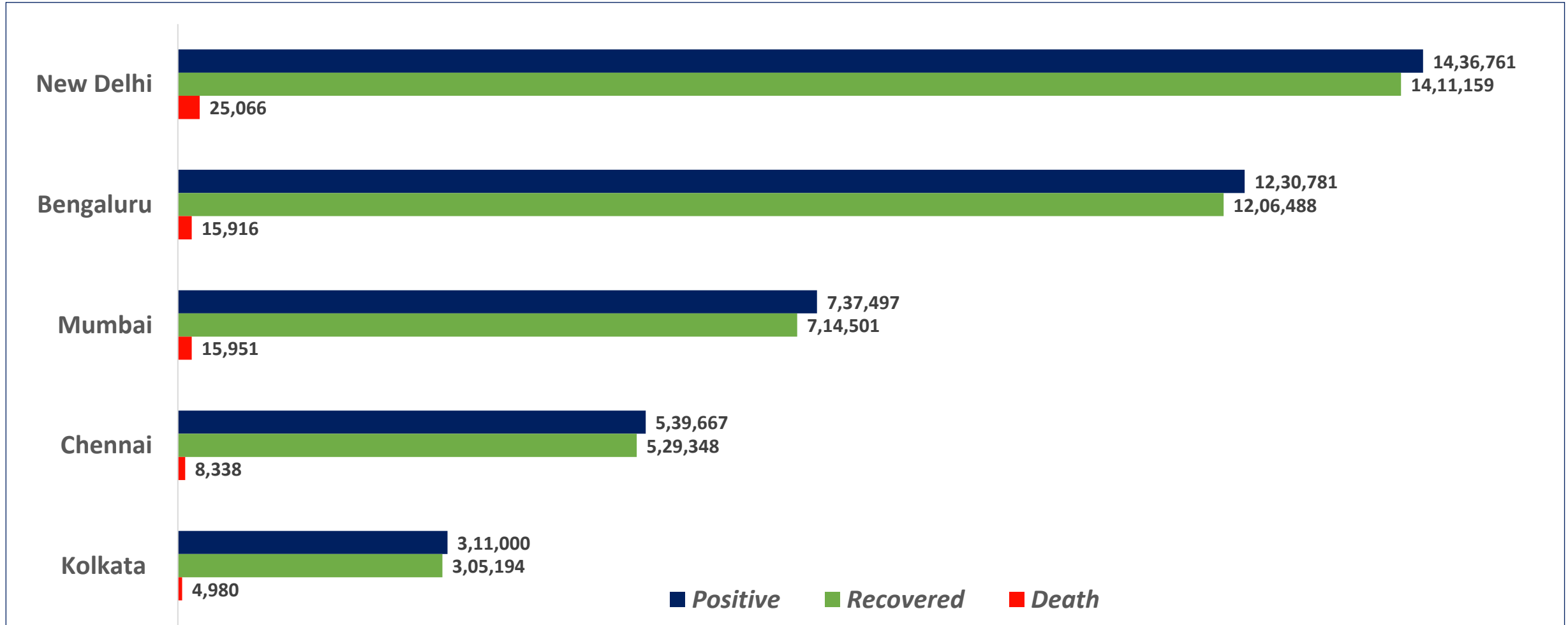
Total Death Cases



Source : <https://www.covid19india.org/> at 5:00 pm (09.08.2021)



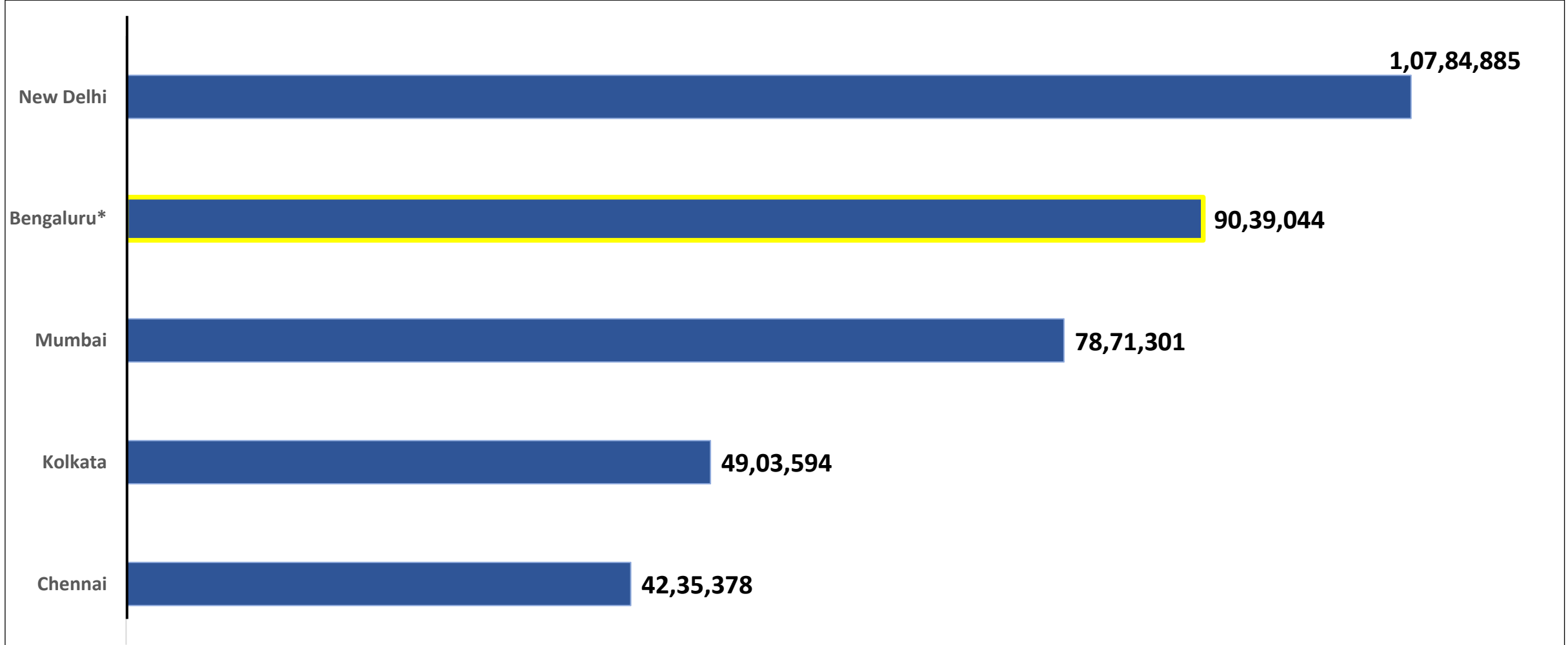
BENGALURU AND OTHER METROPOLITAN CITIES



Source : <https://www.covid19india.org/> at 5:00 pm (09.08.2021)



VACCINE DOSES ADMINISTERED IN BENGALURU AND OTHER METROPOLITIAN CITIES



Source : <https://dashboard.cowin.gov.in/> at 5:00 pm (09.08.2021)

*includes BBMP & Bengaluru Urban



SNAPSHOT OF COVID-19 CASES IN BENGALURU URBAN



**Total Wards With
< =10 Cases* :
103**

**Tests Conducted
On 08.08.2021:
52,713**

**Recovery
Rate:
98.03%**

**Total
Active Cases :
8,378**

**Total Vaccinated on
08.08.2021:
47,899**

**Positivity
Rate* :
0.63%**

**Active
Rate:
0.68%**

**Case
Fatality Rate* :
1.09%**



*Total positive cases In the past 10 days

*CFR and positivity is for Past 7 days



ಬೃಹತ್ ಬೆಂಗಳೂರು ಮಹಾನಗರ ಪಾಲಿಕೆ
Bruhat Bengaluru Mahanagara Palike




Download BBMP Bulletin	https://apps.bbmpgov.in/covid19/mediabulletin.php
For BBMPCovid19 Bed Status:	https://apps.bbmpgov.in/covid19/en/Bedstatus.php
To register for vaccination :	https://selfregistration.cowin.gov.in/
BBMP COVID19 Dashboard:	https://apps.bbmpgov.in/covid19/
Follow us on:	 www.facebook.com/bbmp.comm1/
	 twitter.com/BBMPCOMM

Issued by:

Honorable Chief Commissioner, BBMP
Special Commissioner Health & IT, BBMP
MD, Bengaluru Smart City Limited




THANK YOU !









#IndiaFightsCorona

**Follow protocol T3,
keep yourself
COVID-free.**

*Safai Bhi,
Dawai Bhi,
Kadai Bhi,
Jeetenge Corona se
Ladai Bhi.*

-  **Test when symptomatic**
-  **Track the severity**
-  **Treat with vaccination**

**Cleanliness, Vaccination and Strictness,
will help you win the fight against COVID-19.**

 /COVIDNewsByMIB  /MIB_India  /MIB_Hindi  /inbministry  /inbministry  /mib_india